



in the office
FURNITURE

6

ALUM & TRILEG BENCHING

aluminium benching systems



The Aluminium benching systems deliver creative solutions, with a combination of functionality, aesthetic appeal and effective space utilization.

The aluminium benching systems are a modular, easily configured and re-configured products, and are manufactured and assembled using aluminium beam based leg systems, with additional architectural steel beams for supporting reticulation trays, screening, third level storage and accessories.

trileg benching systems



The Trileg benching system is aesthetically light and balanced, and delivers creative solutions to a variety of space planning and functional needs. The Trileg benching system is a modular, easily configured and re-configured product, and is manufactured and assembled using a unique triangular aluminium beam based leg system, with additional architectural beams for supporting reticulation trays, screening, third level storage and accessories. The Trileg storage program, along with the Trileg conference and meeting tables, provide the perfect combination in consistent design language.













trileg product structure open recessed leg



trileg product structure panel recessed leg - reticulation










trileg product structure open recessed leg and panel recessed leg - reticulation

	description	size	code
	desk top - lhs/ rhs for single and side by side workstations with one power cut out		
	desk top - lhs/ rhs for single workstations with one power cut out		
	lhs trileg single desk structure leg structure including 2000(w) x 800(d) top - 22mm with power channel and power cut out	2000(w) x 800(d)	2080TL
	rhs trileg single desk structure	2000(w) x 800(d)	2080TR
	lhs trileg single desk structure leg structure for 1800(w) x 800(d) top - 22mm includes power channel and power cut out	1800(w) x 800(d)	1880TL
	rhs trileg single desk structure	1800(w) x 800(d)	1880TR
	cluster desk top with power slot	1800(w) x 800(d) 1600(w) x 800(d) 1400(w) x 800(d) 1200(w) x 800(d)	
	trileg 2 way desk structure leg structure including 2 x 1800/1600/1400/1200(w) x 800(d) - 22mm tops with 1 x power tray and 2 power slots	1800(w) x 1600(d) 1600(w) x 1600(d) 1400(w) x 1600(d) 1200(w) x 1600(d)	1816T 1616T 1416T 1216T
	trileg 4 way desk structure leg structure including 4 x 1800/1600/1400/1200(w) x 800(d) - 22mm tops with 2 x power trays and 4 x power slots	3600(w) x 1600(d) 3200(w) x 1600(d) 2800(w) x 1600(d) 2400(w) x 1600(d)	3616T 3216T 2816T 2416T
	trileg 6 way desk structure leg structure including 6 x 1800/1600/1400/1200(w) x 800(d) - 22mm tops with 3 x power trays and 6 x power slots	5400(w) x 1600(d) 4800(w) x 1600(d) 4200(w) x 1600(d) 3600(w) x 1600(d)	5416T 4816T 4216T 3616T
	trileg 4 way desk structure leg structure including 4 x 1800/1600/1400/1200(w) x 800(d) - 22mm tops with 2 power trays and 4 x power slots reticulation leg	3600(w) x 1600(d) 3200(w) x 1600(d) 2800(w) x 1600(d) 2400(w) x 1600(d)	3616T 3216T 2816T 2416T
	trileg 6 way desk structure leg structure including 6 x 1800/1600/1400/1200(w) x 800(d) - 22mm tops with 3 power trays and 6 x power slots 2 reticulation leg	5400(w) x 1600(d) 4800(w) x 1600(d) 4200(w) x 1600(d) 3600(w) x 1600(d)	5416T 4816T 4216T 3616T

trileg mobile pedestal options





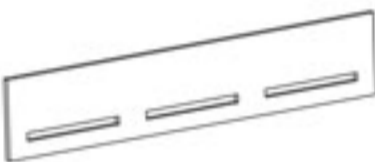
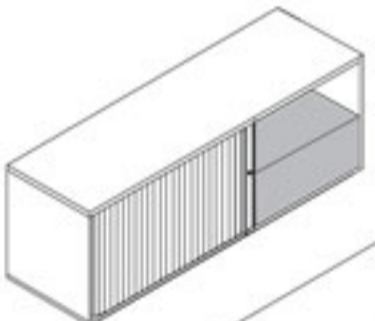
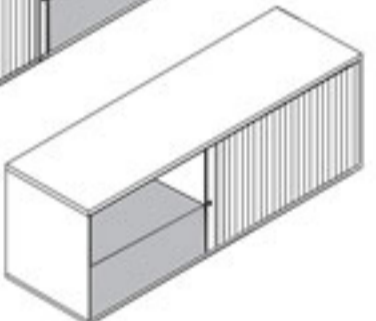




trileg - mobile pedestal options

	<u>description</u>	<u>size</u>	<u>code</u>
	cluster desk top with power slot	refer to trileg product structure page for desk top sizes	
	mobile pedestal 1S1F drop in pen & pencil tray with plan b handles	400(w) x 550(d) x 590(h)	PB2009
	mobile pedestal 3S drop in pen & pencil tray with plan b handles	400(w) x 550(d) x 590(h)	PB2007
	mobile pedestal 1S1F with pull out pen & pencil drawer with plan b handles	400(w) x 550(d) x 590(h)	PB2010
	mobile pedestal 3S with pull out pen & pencil drawer with plan b handles	400(w) x 550(d) x 590(h)	PB2008
	mobile pedestal 1S1F drop in pen & pencil tray cushion and weight bearing castors with plan b handles specify fabric and colour for cushion with order price includes all vulcan fabric colours	400(w) x 550(d) x 630(h)	610
	mobile pedestal 3S drop in pen & pencil tray cushion and weight bearing castors with plan b handles specify fabric and colour for cushion with order price includes all vulcan fabric colours	400(w) x 550(d) x 630(h)	630

trileg managerial workstation



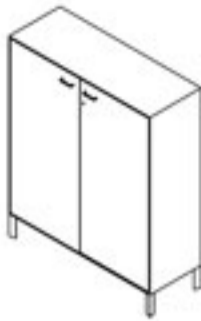



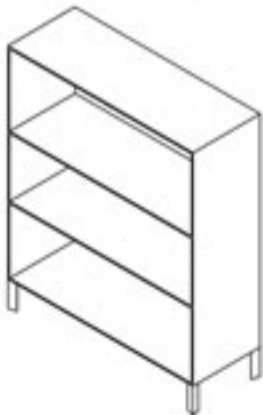


trileg - managerial workstation

	description	size	code
	trileg work top - lhs including trileg and beam sub structure	2000(w) x 800(d)	TR100
	trileg work tops - rhs including trileg and beam sub structure	2000(w) x 800(d)	TR200
	modesty panel steel with assembly brackets	1600(w) x 400(d)	TR300
	lhs roller door credenza with under desk laminate shelf and lever-arch file compartment roller door available in silver and charcoal	2000(w) x 500(d) x 715(h) 32mm top	SPB1003 CPB1003
	rhs roller door credenza with under desk laminate shelf and lever-arch file compartment roller door available in silver and charcoal	2000(w) x 500(d) x 715(h) 32mm top	SPB1004 CPB1004
	mobile pedestal 1S1F drop in pen & pencil tray plan b handles	400(w) x 550(d) x 590(h)	PB2009
	mobile pedestal 1S1F pull out pen & pencil drawer plan b handles	400(w) x 550(d) x 590(h)	PB2010
	mobile pedestal 3S drop in pen & pencil tray plan b handles	400(w) x 550(d) x 590(h)	PB2007
	mobile pedestal 3S pull out pen & pencil drawer plan b handles	400(w) x 550(d) x 590(h)	PB2008

trileg open and closed storage units



trileg - case good solutions

	<u>description</u>	<u>size</u>	<u>code</u>
	trileg hinge door cabinet plan b handles	1200(h) x 1100(w) x 500(d) 1450(h) with trileg base	TR400
	trileg hinge door cabinet plan b handles	900(h) x 1100(w) x 500(d) 1150(h) with trileg base	TR410
	trileg manager/boardroom/ conference room server with hinge doors with plan b handles	600(h) x 1100(w) x 500(d) 850(h) with trileg base	TR420
	trileg manager/boardroom/ conference room server with pull out drawer and hinge doors and plan b handles	600(h) x 1100(w) x 500(d) 850(h) with trileg base	TR430
	trileg open shelf storage cabinet including laminate shelves	1200(h) x 1100(w) x 500(d) 1450(h) with trileg base	TR440
	trileg manager boardroom/ conference room open shelf server including laminate shelf	600(h) x 1100(w) x 500(d) 850(h) with trileg base	TR450
	trileg manager boardroom/ conference room 4 division divider including laminate shelves and divider	600(h) x 1100(w) x 500(d) 850(h) with trileg base	TR460


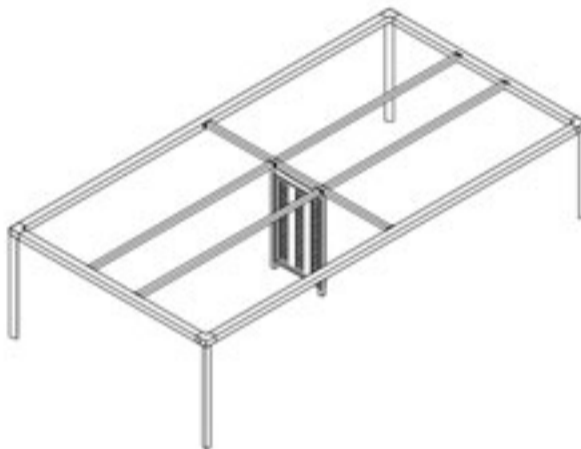


trileg boardroom



trileg meeting table



trileg - boardroom and meeting tables

description	size	code
	<p>10 seater boardroom table with trileg aluminium leg structure with support beams and recessed steel centre leg including tops</p>	<p>2 x 1700(w) x 1200(d) 22mm tops T170012</p>
	<p>10 seater boardroom table with trileg aluminium leg structure with support beams and recessed steel panel leg centre leg for cable management from floor and including tops</p>	<p>2 x 1800(w) x 1200(d) 22mm tops T180012</p>
	<p>6 seater meeting table with trileg aluminium leg structure with support beams including tops</p>	<p>1 x 1800(w) x 1200(d) 22mm tops T1800120</p>
	<p>4 seater square meeting table with trileg aluminium leg structure with support beams including tops</p>	<p>1 x 1200(w) x 1200(d) 22mm tops T180120</p>

note: plugsets can be accommodated in tops specify if required




in the office
FURNITURE

MAKE YOUR WORKPLACE A HAPPY SPACE

Contact Adel on 063 246 2997 or Michael on 083 627 8203
adel@itofurniture.co.za or michael@itofurniture.co.za
www.itofurniture.co.za